

Quality, Performance, and Service by Design


Heavy Wall Filter Cores & Classic Heavy Wall Filter Cores



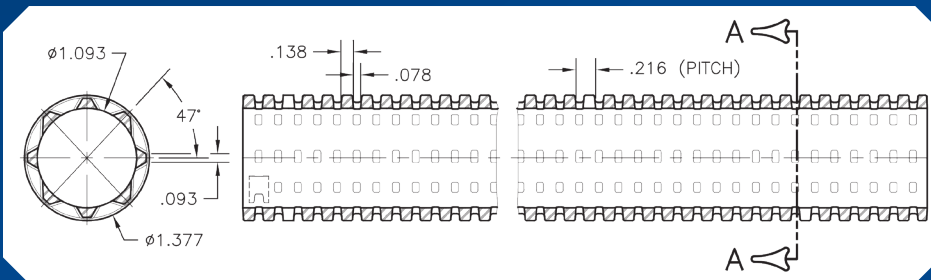
Experience the Sonoco Difference

For over 70 years, **Sonoco** has set the quality standard in filter cores, cages, housings, and other custom filtration components.

Today, the company provides a wide range of filter cores to many segments of the filtration market.



HEAVY WALL FILTER CORE

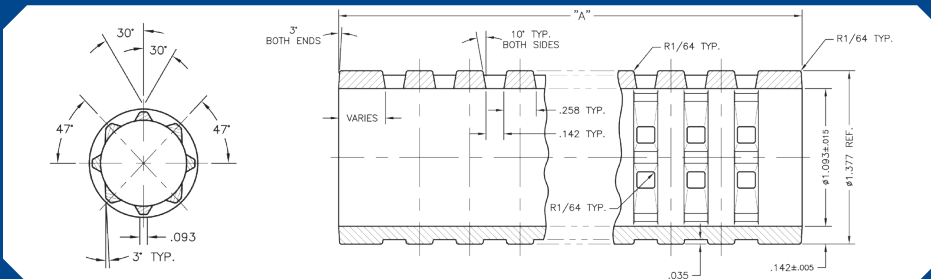


HEAVY WALL CORE STANDARD WINDOW

Nominal	Length	Tolerance
9"	9.000	+/- 0.015
9-5/16"	9.310	+/- 0.015
9-7/16"	9.437	+/- 0.015
9-11/16"	9.687	+/- 0.015
19-1/2"	19.562	+/- 0.030
19-9/16"	19.636	+/- 0.030
19-14/16"	19.876	+/- 0.030

For more length and material options please contact us

CLASSIC HEAVY WALL FILTER CORE



HEAVY WALL CORE CLASSIC WINDOW

Nominal	Length	Tolerance
29-11/16"	29.801	+/- .040
29-13/16"	29.813	+/- .040
39-11/16"	39.830	+/- .060

For more length and material options please contact us

Features:

- 1.093" ID
- 0.142" Wall Thickness
- 13% Flow Through
- Higher Collapse Strength/Temperature Resistance than Standard Wall Filter Core
- Smooth Finish

Materials Available:

- Polypropylene
- 40% Glass Filled Polypropylene
- PBT
- Acetal
- 33% Glass Filled Nylon
- Contact Us to Discuss Other Options



North America
 1 North Second Street, Hartsville, SC 29550
 864 968 3160 | 518 392 1700
sonocoplastics@sonoco.com

To learn more about the advantages of Sonoco Filter Cores call 518-392-1700 today